
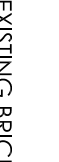







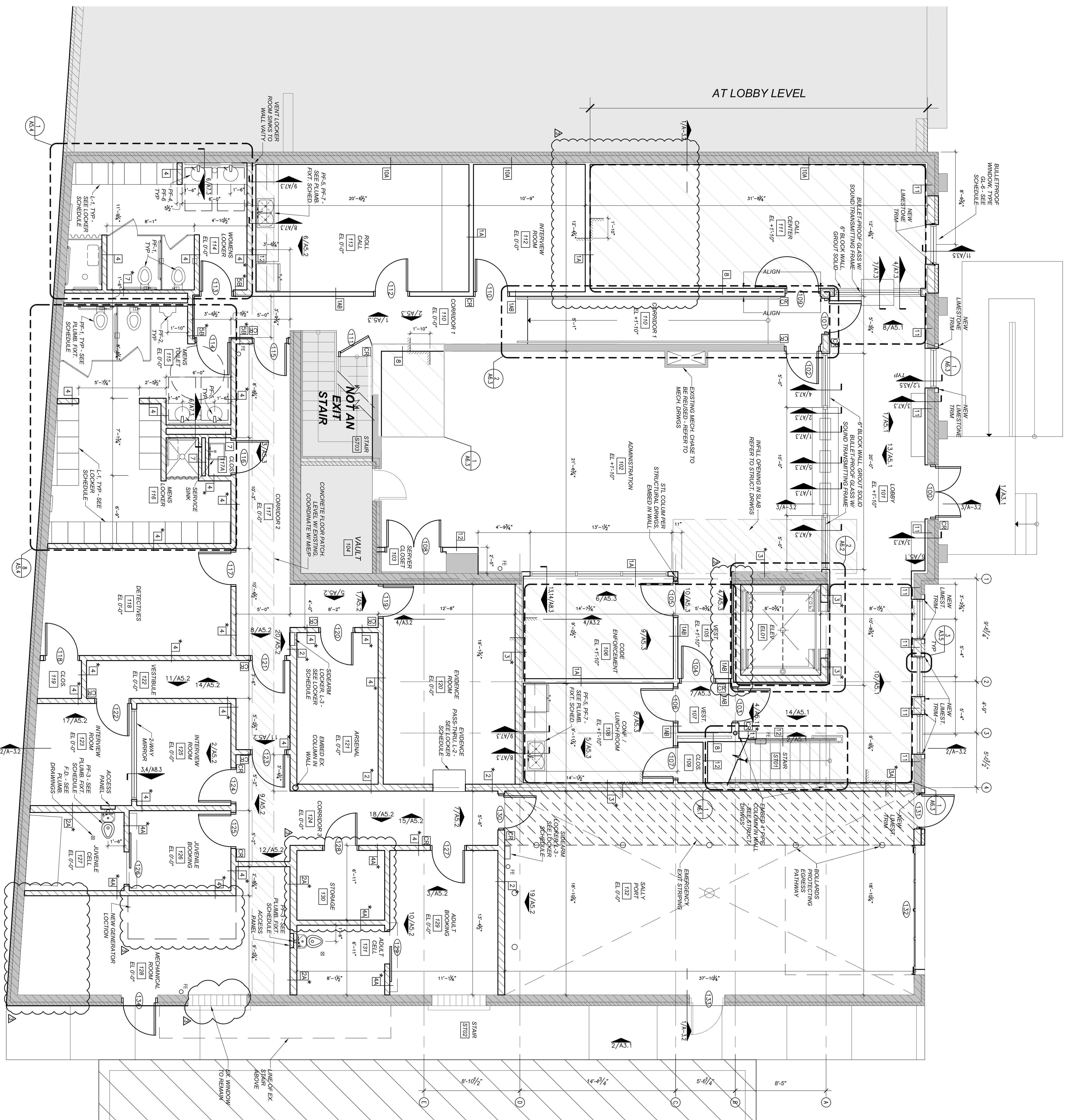


PLAN NOTES

-  EXISTING BRICK MASONRY WALL TO REMAIN
-  EXISTING CMU MASONRY WALL TO REMAIN
-  EXISTING WALL TO REMAIN
-  FRAME WALL, SEE PARTITION TYPES
-  MASONRY WALL, SEE PARTITION TYPES

- GENERAL PLAN NOTES**
- VERIFY ALL DIMENSIONS, BEYONDS AND EXISTING MATERIALS IN FIELD
 - REFER TO SHEET A.8 FOR ROOM FINISH, LOCKER PARTITION TYPES, CLOSET SCHEDULES, AND PLUMBING FIXTURES
 - REFER TO SHEET A.2 FOR PARTITION TYPES
 - REFER TO SHEET A.3 FOR DOOR & WINDOW DETAILS
 - REFER TO INTERIOR & EXTERIOR ELEVATIONS FOR ALL GLASS TYPES
 - * AN ASTERISK BY A WALL TAG INDICATES A FULL HEIGHT WALL
 - FIRE EXTINGUISHERS PER NFPA:
- LEGEND**
-  FIRE EXTINGUISHERS IN CABINET
 -  FIRE EXTINGUISHER ON BRACKET
 -  CARD READER
 -  FLOOR DRAIN



Sheet Title:
FIRST FLOOR PLAN

Issue for Construction

NO.	REVISIONS DESCRIPTION	DATE
1	ISSUE FOR CONSTRUCTION	08.30.2011
2	ISSUE FOR BID	04.13.2011

Drawn By: MB
 Reviewed By: JA
 Approved By: YAS
 © YAS Architecture, LLC 2011

Sheet Number:
A2.2

Date: 06.13.11
 Scale: 1/4" = 1'