










**PLAN KEYNOTES**

-  EXISTING BRICK MASONRY WALL TO REMAIN
-  EXISTING CMU MASONRY WALL TO REMAIN
-  EXISTING WALL TO REMAIN
-  FRAME WALL, SEE PARTITION TIES
-  MASONRY WALL, SEE PARTITION TIES

**GENERAL PLAN NOTES**

1. VERIFY ALL DIMENSIONS, ELEVATIONS AND EXISTING MATERIALS IN FIELD
2. REFER TO SHEET A.81 FOR ROOM FINISH, LOCKER PLUMBING FINISHES, SCHEDULES, AND DETAILS
3. REFER TO SHEET A.82 FOR PARTITION TIES
4. REFER TO SHEET A.83 FOR DOOR & WINDOW DETAILS
5. REFER TO INTERIOR & EXTERIOR ELEVATIONS FOR ALL GLASS TYPES
6. \* AN ASTERISK BY A WALL TAG INDICATES A FULL HEIGHT WALL
7. FIRE EXTINGUISHERS PER NFPA:

**LEGEND**

-  FE FIRE EXTINGUISHERS IN CABINET
-  OFE FIRE EXTINGUISHER ON BRACKET
-  CR CARD READER
-  FD FLOOR DRAIN



NORTH  
 1 SECOND FLOOR PLAN  
 SCALE: 1/4" = 1'

Sheet Title:  
**SECOND FLOOR PLAN**

Sheet Number:

**A2.3**

Date: 06.13.11 Scale: 1/4" = 1'

DATE	NO.	REVISIONS DESCRIPTION
06.13.2011	1	ISSUE FOR CONSTRUCTION
06.13.2011	2	ISSUE FOR BID

Drawn By: MB  
 Reviewed By: JA  
 Approved By: YAS  
 YAS Architecture, LLC 2011